
















Key vocabulary

f = feminine m = masculine

una manzana (f) 	una pera (f) 	una ciruela (f) 	una fresa (f) 	una naranja (f) 
un pastel (m) 	un helado (m) 	un bocadillo (m) 	un trozo de queso (m) 	una salchicha (f) 
una piruleta (f) 	una magdalena (f) 	jamón (m) 	pan (m) 	un trozo de sandía (m) 

¿De qué color es? Es de color...

What colour is it? It's...



claro [light]

oscuro [dark]

brillante [bright]

¿Cómo es? How is it?

Es... It is...

Son... They are...

dulce/dulces
dulce/dulces
[sweet]

salado/salados
salada/saladas
[savoury]

delicioso/deliciosos
deliciosa/deliciosas
[delicious]

horrible/horribles
[horrible]

sano/sanos
sana/sanas
[healthy]

malsano/malsanos
malsana/malsanas
[unhealthy]

Asking for food

Me gustaría una manzana, por favor.

I would like an apple, please.

¡Aquí tienes!

Here you are!

¡Gracias!

Thank you!

¡De nada!

You are welcome!



Tasting Food: Useful Vocabulary

¡Abre!
Open!

¡Corta!
Cut!

la servilleta
napkin

el agua
water





¿A qué hora? At What Time?



A las nueve come una manzana.

At 9 o'clock, he eats an apple.

¿Qué te gusta? What do you like?

SINGULAR ITEMS		PLURAL ITEMS	
Me gusta	No me gusta	Me gustan	No me gustan
I like	I don't like	I like	I don't like
			

Key Knowledge and Grammar

el/la/ los/las the	<p>These small words are determiners. They mean 'the'.</p> <p>With singular nouns, use el before a masculine noun and la before a feminine one, e.g. ¡Corta el pan! [Cut the bread!]</p> <p>With plural nouns, use los before masculine nouns and las before feminine ones, e.g. ¡Lávate las manos! [Wash your hands!]</p>
uno/una unos/unas a/some	<p>These are also determiners. Un and una mean 'a'. Use un before a masculine singular noun and una before a feminine singular noun, e.g. Me gustaría una pera y un helado. [I would like a pear and an ice cream.]</p> <p>Unos and unas mean 'some'. Use unos before masculine plural nouns and unas before feminine plural nouns, e.g. Me gustaría unas ciruelas y unos bocadillos. [I would like some plums and some sandwiches.]</p>
Adjetivos Adjectives	<p>In Spanish, adjectives are placed after the noun that they describe and they need to agree with it.</p> <p>If the noun is feminine, swap the -o with an -a at the end, e.g. un pastel delicioso [a delicious cake], una pera deliciosa [a delicious pear].</p> <p>If the adjective finishes with an -e, it doesn't change, e.g. una manzana horrible [a horrible apple].</p> <p>If the noun is plural, remember to add an extra -s, e.g. unas manzanas deliciosas [some delicious apples].</p>